



SMOC HEAD START
ANNUAL REPORT
AND
PROGRAM DATA



2025-2026



EVERY MEAL PROGRAM


- Yellow: Ready to Eat
- Orange: Latino
- Purple: Southeast Asian
- Blue: East African
- Green: Wide Variety ~ American



108 CHILDREN IN EHS AND HS PARTICIPATED



EVERY MEAL
FIGHTING CHILD HUNGER



**Head
Start**

PROGRAM INFORMATION 2025-2026

Funded Enrollment


- Head Start: 115 Children
- Early Head Start: 45 Children

Drops

- Number of children that dropped during program year: 54
- Number of children replaced during program year: 50

PROGRAM INFORMATION

2025-2026



- Number of Children and Family Served
 - Head Start: 125 Children & Families
- Early Head Start: 99 Children & Families



- Number of Foster Children: 2
- Number of Homeless Children:

PROGRAM INFORMATION 2025-2026

• HS AND EHS WAITLISTED:

MCKINNEY-VENTO
1



OVER INCOME
18

- 75 Income Eligible: 0
- Income: 101%-130% : 0
 - Foster Care: 0
 - McKinney-Vento: 1
 - Over Income: 18



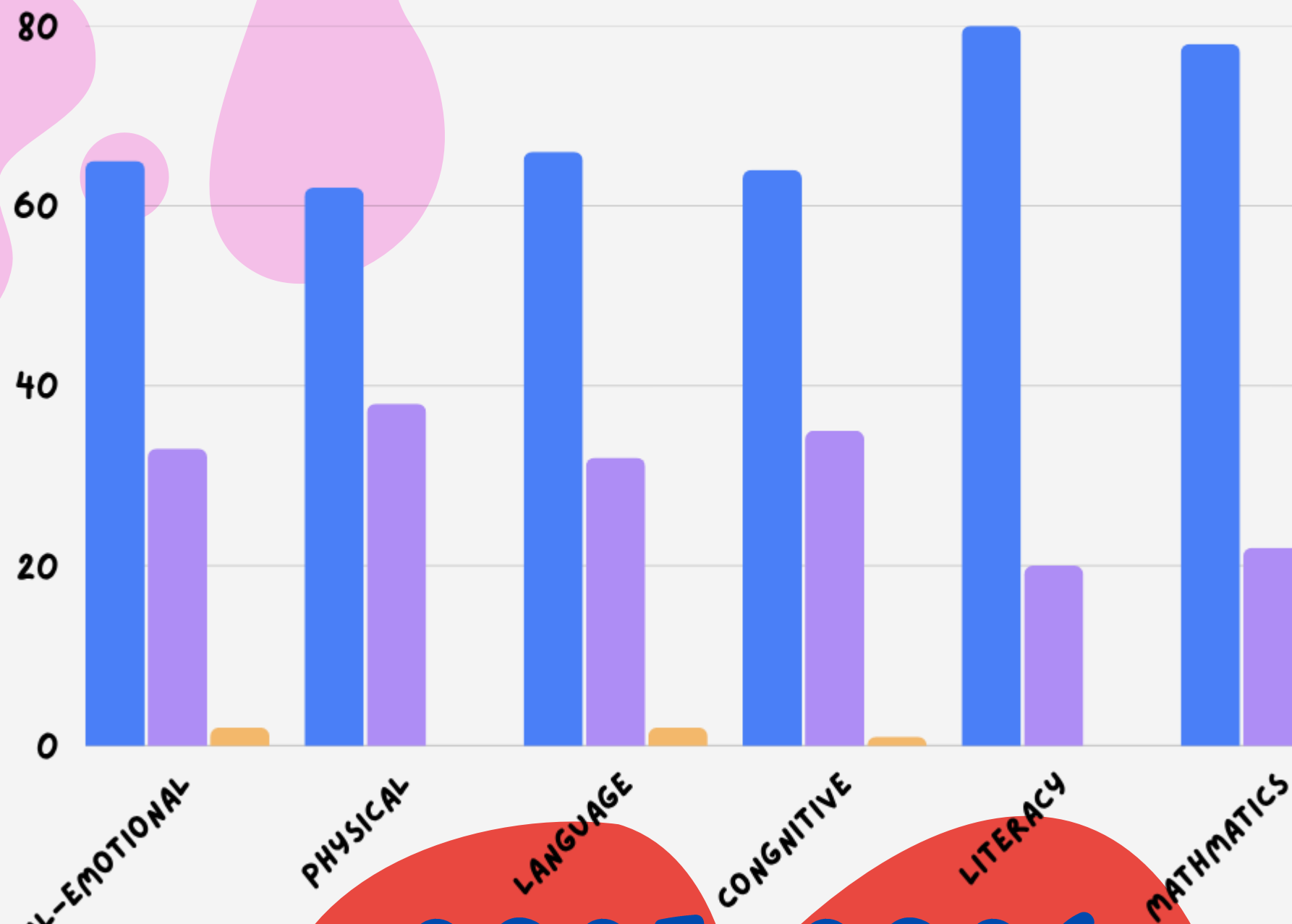
EDUCATION/SCHOOL READINESS

CREATIVE CURRICULUM
TEACHING STRATEGIES GOLD



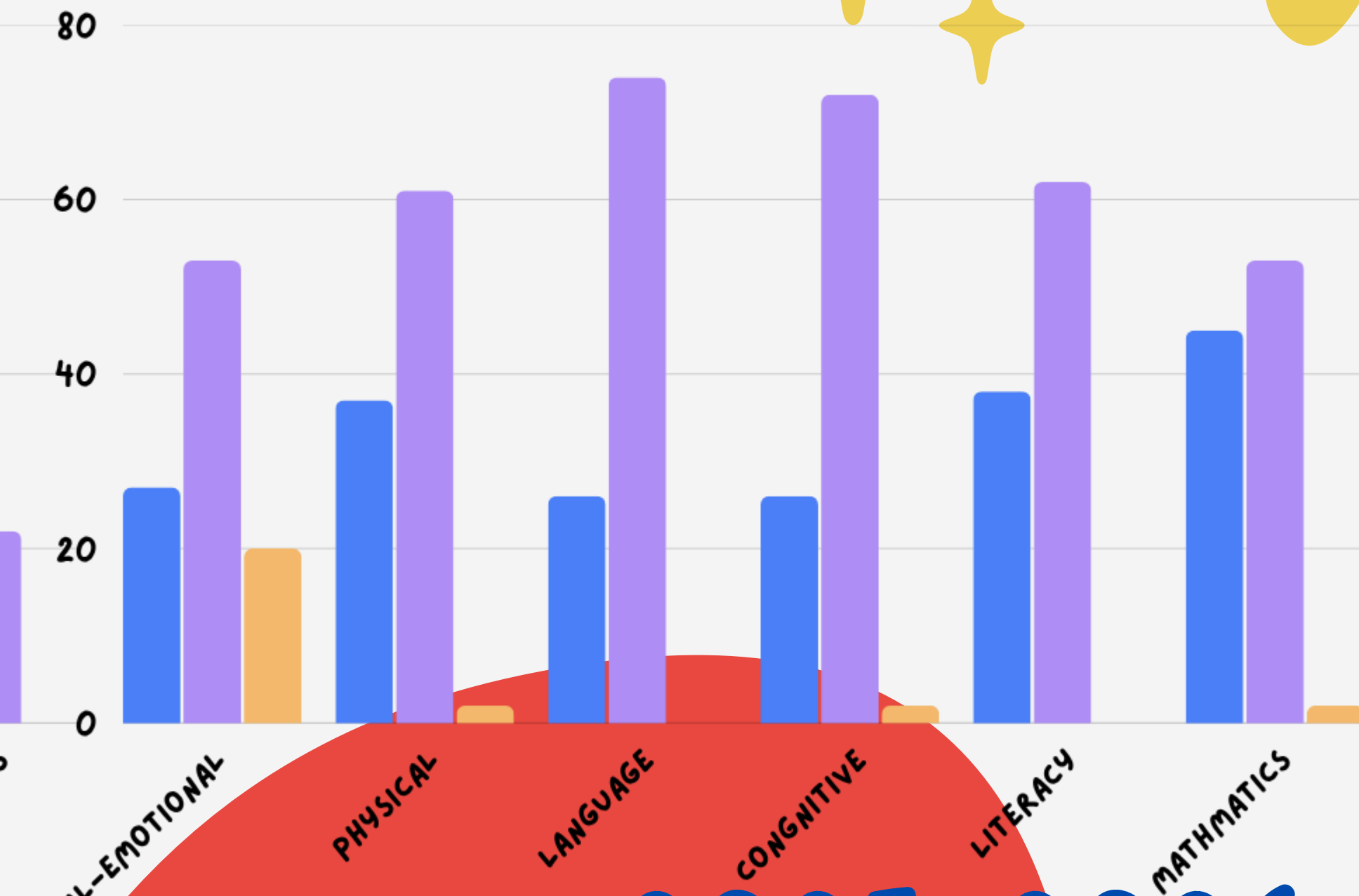
HEAD START (CENTER-BASED TS GOLD SCHOOL READINESS SCORES FOR 3-4 YEAR-OLDS)

● BELOW EXPECTATIONS ● MEETS EXPECTATIONS
● MEETS EXPECTATIONS




FALL 2025-2026

● BELOW EXPECTATIONS ● MEETS EXPECTATIONS
● MEETS EXPECTATIONS



SPRING 2025-2026



★ SOCIAL AND EMOTIONAL DEVELOPMENT

By the close of the 2025-26 school year, 73% of all our 3 and 4-year-olds were meeting or exceeding age-appropriate expectations in the area of Social and Emotional Development.

97% 2024-25



PHYSICAL DEVELOPMENT

In the 2025-26 school year, 89.2% of our 3 and 4-year-olds were meeting age-appropriate expectations for physical development

89% 2024-25



LANGUAGE DEVELOPMENT

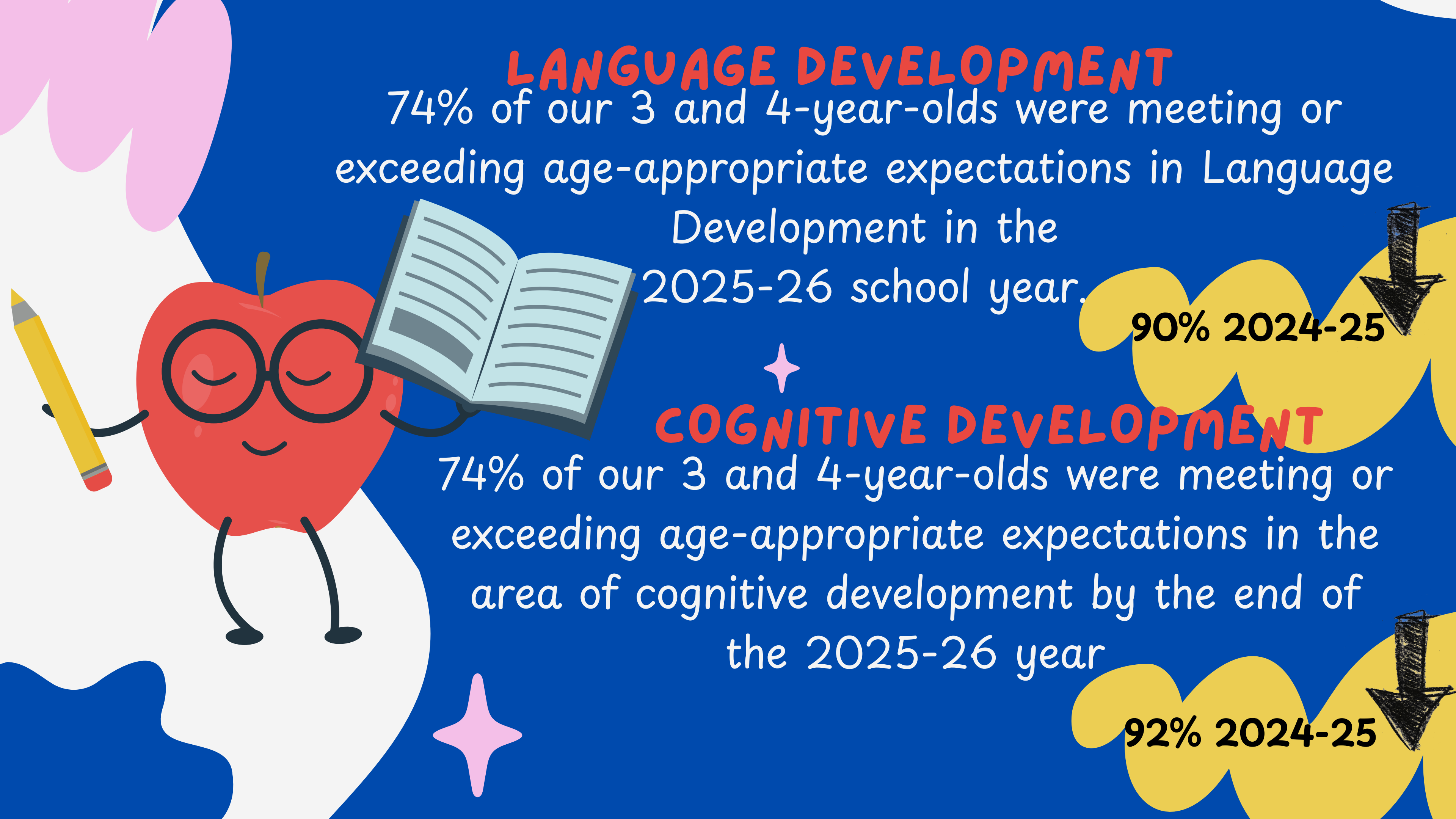
74% of our 3 and 4-year-olds were meeting or exceeding age-appropriate expectations in Language Development in the 2025-26 school year.

90% 2024-25

COGNITIVE DEVELOPMENT

74% of our 3 and 4-year-olds were meeting or exceeding age-appropriate expectations in the area of cognitive development by the end of the 2025-26 year

92% 2024-25






LITERACY DEVELOPMENT

62% of our 3 and 4-year-olds were meeting or exceeding age-appropriate expectations in the area of Literacy Development during the 2025-26 school year.


78% 2024-25



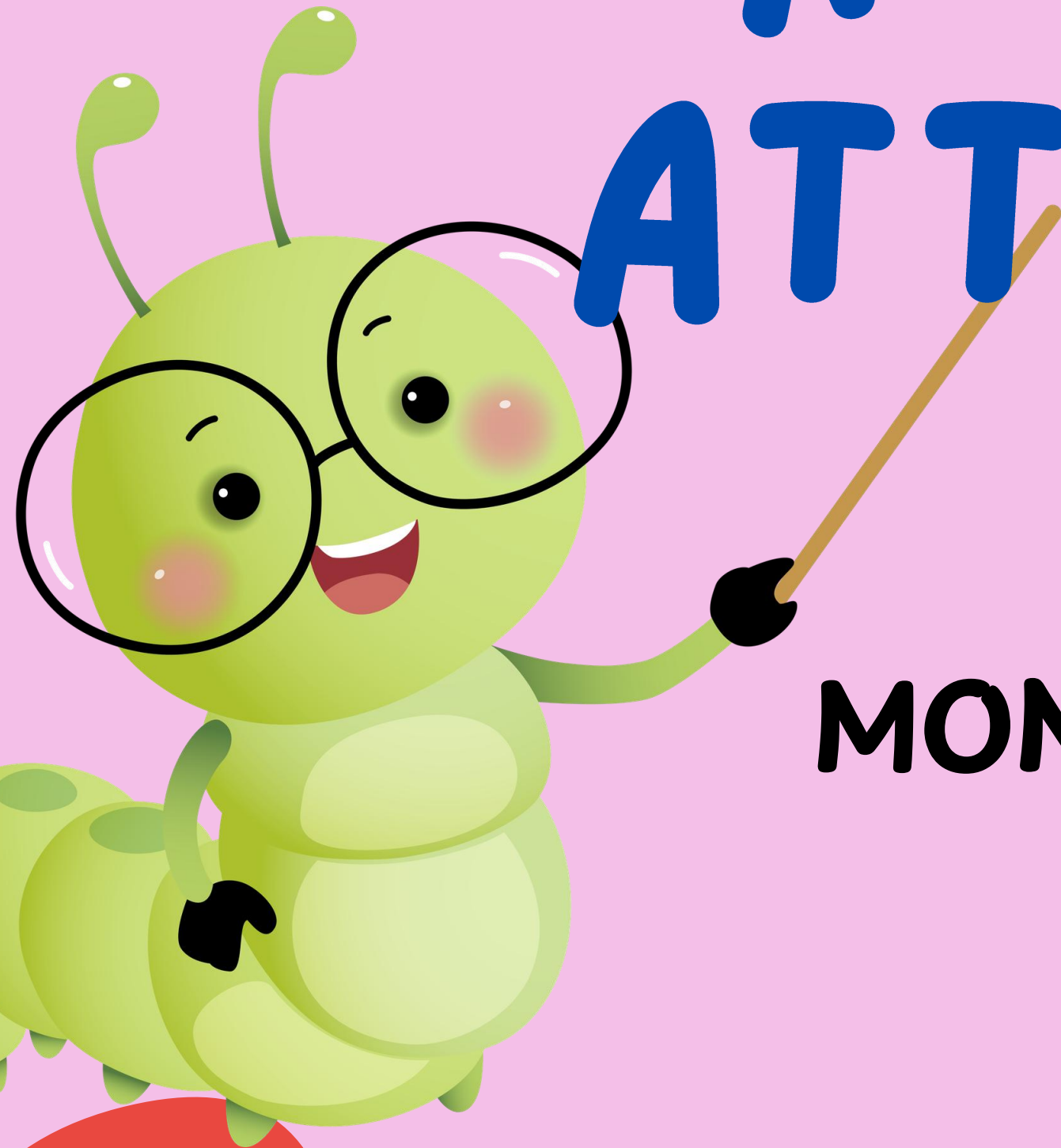
MATHEMATICS DEVELOPMENT

In this area, 55% of our 3 and 4-year-olds were meeting or exceeding age-appropriate expectations at the close of the 2025-26 school year.

83% 2024-25



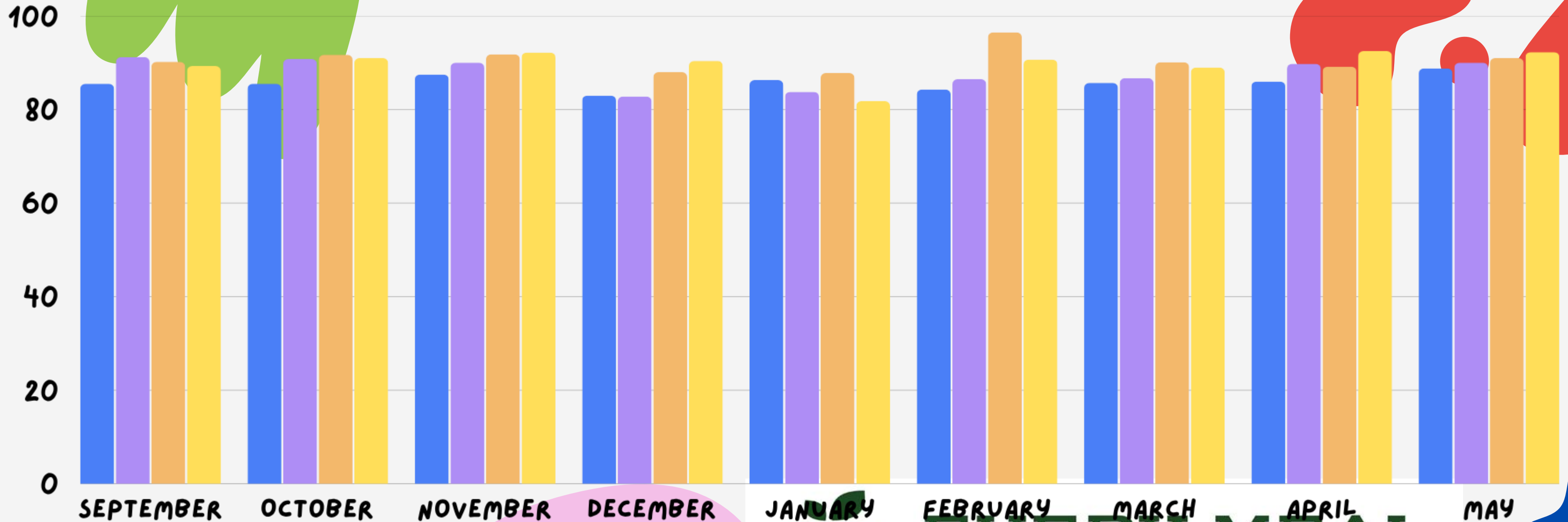
CENTER-BASED ATTENDANCE



MONTHLY ATTENDANCE

HEAD START CENTER-BASED MONTHLY ATTENDANCE

● 22-23 ● 23-24 ● 24-25 ● 25-26




EVERY MEAL
FIGHTING CHILD HUNGER



HEAD START CENTER-BASED ATTENDANCE DATA

- 69 out of 116 children had attendance over 90%
- 24 children had attendance between 85%-90%
- 23 children were chronically absent (had attendance below 84%)
- 27 children set a family goal to improve their attendance, using Attendance Success Plan
- 4 children met their family, received a book, and an Attendance Work certificate



PARENT INVOLVEMENT ACTIVITIES

- **SMOC Head Start:**

- A total of 93 families that completed 460 hrs of family involvement activities.

- **SMOC Early Head Start:**

- A total of 498 families that completed 3,798 hrs of family involvement activities.



DISABILITIES



- REFERRALS
- IEP
- IFSP



INDIVIDUAL FAMILY SERVICE PLAN (IFSP) INDIVIDUAL EDUCATION PLAN (IEP)

IFSP's

EUROPE

SOUTH AMERICA

ASIA

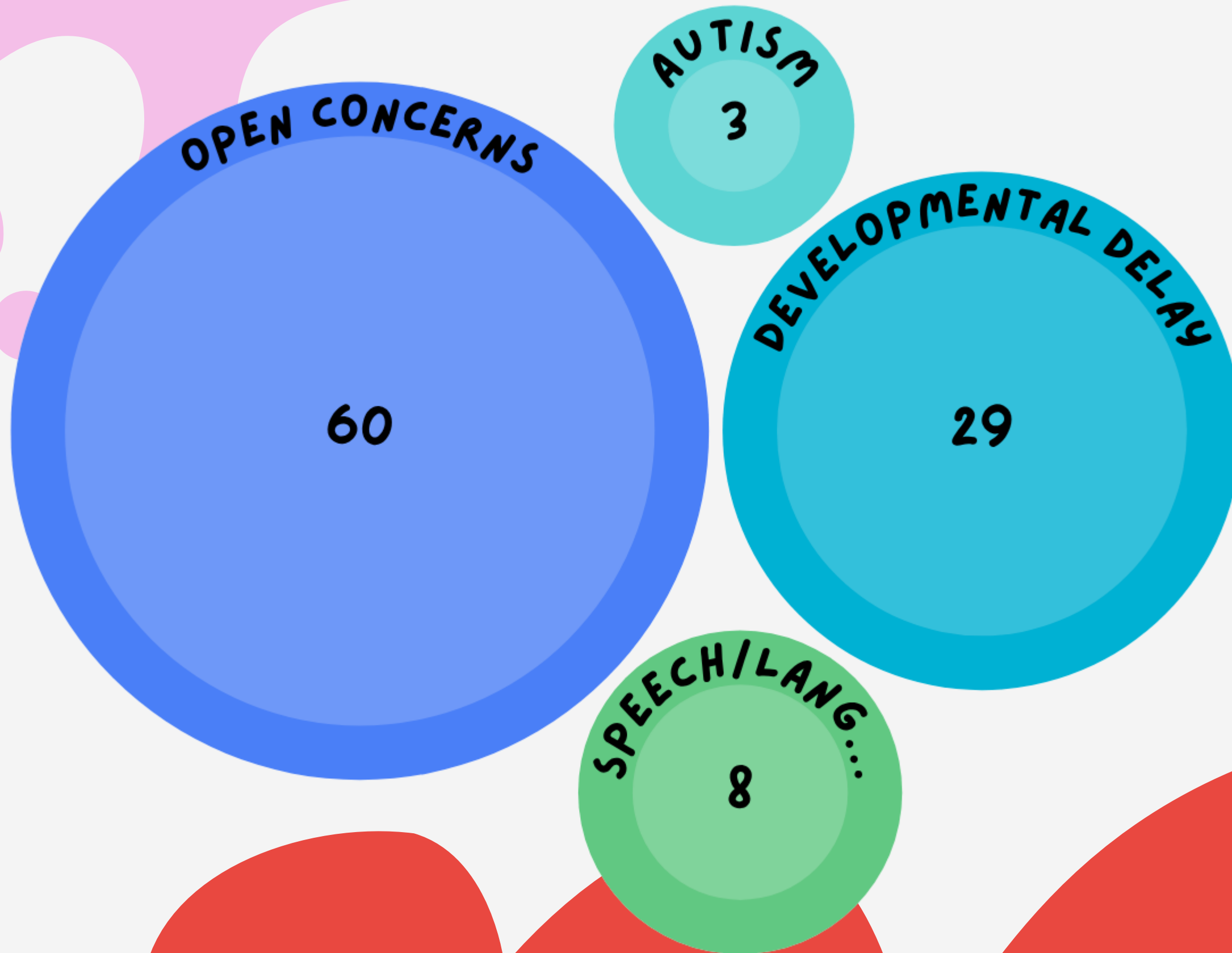
NORTH AMERICA

AFRICA


- 10 students
- (Head Start)-2
- concerns closed
- identified-pending
- IEP students
- (Head Start) 7
- closed
- 4 Concerns identified (need more info)
- 4 Concerns identified-pending
- 1 observation in progress



AREAS OF NEED IDENTIFIED



DENTAL EXAMS




EARLY HEAD START AND HEAD START EXAMS ✨

- A total of 40 EHS children were served ✨
- 38% of dental exams were completed
- A total of 117 HS children were served
- 72% of dental exams were completed



CHILDREN'S DENTAL SERVICES AND CARING HANDS DENTISTRY

- Head Start hosted 6 mobile dental clinic days starting July 2025-June 2026.
- Clinics started at 8 am and ended at 5 pm.
- Children's Dental Services served 145 children. (not including siblings and relatives of children enrolled).
- Several children are on a waitlist for CDS and Caring Hands.



COMPLETED HOME VISITS AND FAMILY ADVOCACY VISITS

Home Visits


- A total of 1941 Completed Home Visits for 167 families
- Center: 262 completed Home Visits for 110 families
- Home-Based Head Start = 185 completed home visits for 9 families
- Home-Based Early Head Start - 1494 Completed home visits for 56 families

Family Advocacy Group

- 92% of our families attended a parent group meeting at least one time during the program year.
- 29% of our families had 100% attendance for monthly meetings



INCOMPLETE HOME VISITS



	Center-Based	Early Head Start Home Base	Head Start Home-Based
Family Canceled	2	63	7
Staff Cancel	0	15	3
Staff Cancel-PTO	0	9	6
Staff Cancel-FMLA	0	35	0
No Show	5	3	1

**** Center Based Children require 2 home visits per program year.**

****Head Start Home Base Families Require 32 Home Visits per program year. (September-May)**

****EHS Home Base Families require 46 home visits per program year. (year-round July-June)**


ASQ:SE

AGES AND STAGES QUESTIONNAIRE FOR SOCIAL-EMOTIONAL

FOR EVERY CHILD WHO ENTERS OUR PROGRAM, THE CAREGIVER WILL FILL OUT AN ASQ: SE.

196 screenings completed by families

- 168 screenings resulted in No Concerns.**
- 16 screenings resulted in further monitoring.**
- 12 screenings in the referral range.**





FAMILY GOALS



25-26

234 TOTAL GOALS WERE MADE BY FAMILIES.

27% OR 63 GOALS WERE COMPLETED.

0% OR 0 GOALS WERE ABANDONED.





HEARING AND VISION SCREENINGS

EARLY HEAD START HEARING/VISION

- 85% completed Hearing and Vision screening.
- 14 children were not completed.

HEAD START HEARING/VISION

- 95% OF HEARING and 94% of Vision Screening were completed
- 3-Children refused to do the hearing and vision screening.
- 32-needed referral for an eye exam
- 5 children were not screened.



WELL-BABY EXAMS AND PHYSICALS

EARLY HEAD START


99 well-baby Exams completed

78% up to date on their well-baby checks

HEAD START

121 Physicals completed

93% up to date on their physicals



POLICY COUNCIL

•2024-2025

- 16 PC Members in September 2024
- 6 members in June 2025 (EOY)
- 62% Average Overall Attendance

•2025-2026

- 23 PC Members in September 2025
- 11 members in June 2026 (EOY)
- 52% Average Overall Attendance



HOMELESSNESS 2025-2026

SMOC Head Start had accepted for the 2025-2026 program year, 19 children who are considered homeless under the McKinney-Vento Act.

At the end of the program year, we served a total of 16 homeless children.



**Head
Start**



BUDGETARY AND FISCAL




- All funds used to operate the Head Start program are received from publicly funded sources, including federal and state grants. No private funds are used.

- Federal Funds: \$2,058,610

- State Funds: \$362,911

- Pathway II Funds: \$176,617.50

- CACFP Funds: \$122,222.40



THANK YOU!

